

2024-2025 Annual Report



Located on two campuses, **The Broadway Academies** form an award-winning, public charter school serving families in the Mount Pleasant and North Broadway communities. Ranked among the top-performing schools in Cleveland, The Broadway



Academies were recognized by the Ohio Department of Education with a Momentum Award for demonstrating outstanding improvement in achievement and positive growth. The schools foster a culture of personal and collective excellence in both academics and behavior, encouraging students to take an active role in their education. The Broadway Academies are recognized for their supportive school culture, strong student attendance, and engaged school leadership. Broadway students benefit from a well-rounded curriculum that features a robust Visual & Performing Arts program, offering lessons in drawing, painting, clay modeling, vocals, and more. The schools offer educational field trips, extracurricular sports and clubs, and summer programs.

OUR MISSION: Broadway Academy's mission is to foster a safe, nurturing environment with individualized learning experiences that set students up for growth and success, instilling a lifelong love of learning and preparing them to be responsible, engaged citizens. The school focuses on academic excellence, well-rounded education with arts and career technical education, and personalized, student-centered approaches to meet every child's needs.

Board President
Cheryl Walker-Walton
Board Vice President
Michelle Mitchell
Board Secretary
Daryl Hanson
Board Treasurer
Cindy Worford
Board Members
Cynthia Weston
Authorizer
St. Aloysius Orphanage
Fiscal Officer
Stephanie Ataya

Senior Executive Principal
Donna Baynes
Vice President
Sherree Dillions
Grades Served
K-8
Students Served
448
School Year Opened
2011-2012
Managed By Accel Since
2015-2016

2024-2025 Annual Report

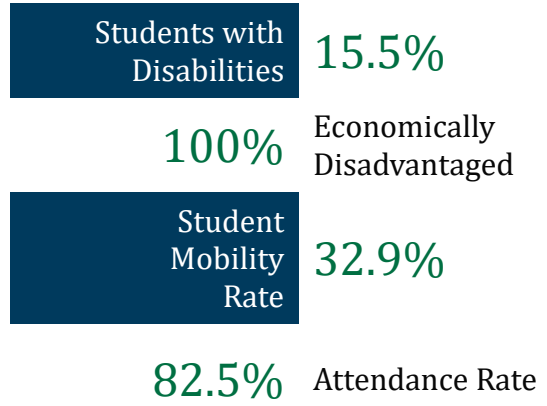
Student Demographics



BLACK
90.8%
HISPANIC
4.6%
MULTI-RACIAL
3.1%
OTHER
1.5%

NOTE: If Enrollment is less than 10, results are Not Calculated

Special Populations



Progress towards Goals

Reading performance on the state assessment in all grades increased slightly from 34.4% to 35.8%.

Overall report card data is as follows: 4 Stars for Overall Rating, 5 Stars for Progress, 3 Stars for Achievement, 5 Stars for Gap Closing, and 1 Star for Early Literacy.

Math performance on the state assessment in all grades increased from 24.9% to 60.8%.

State Report Card

Performance Index Score 78.4	Overall Rating ★★★★
Achievement Component ★★★	Early Literacy Component ★
Progress Component ★★★★★	Gap Closing Component ★★★★★

Our Academic Goals

#1 By FY2026, the overall percentage of students reaching proficiency or above on state tests in English Language Arts and Mathematics will increase by 10%.

#2 By June 2026, the performance of students will improve by increasing attendance by 10%.

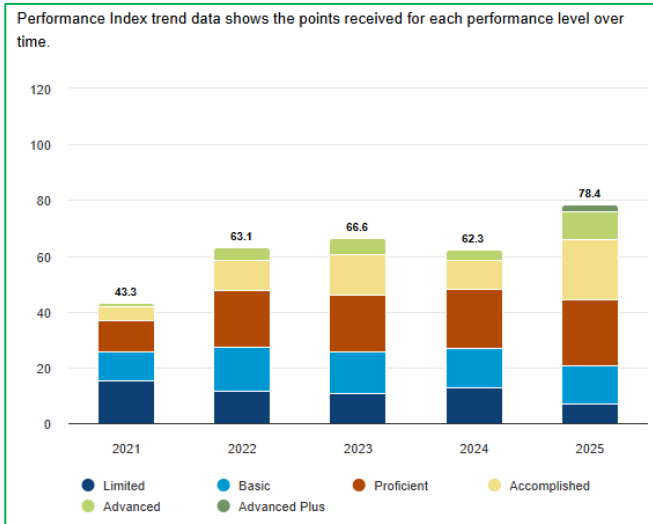
Accel Rankings/Awards:

- Scores in Top 15% of Ohio Charter Schools
- Over 25% Increase in PI

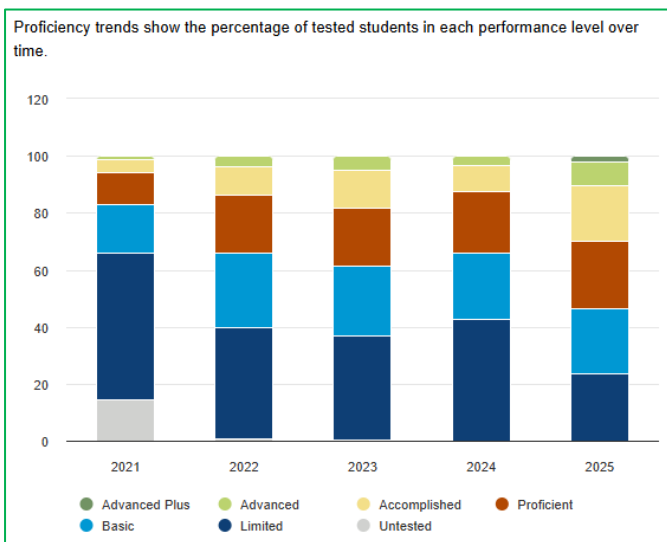
2024-2025 Annual Report



Performance Index Trend at Broadway Academy



Percent Proficient at Broadway Academy



OUR HIGHLIGHTS

Outstanding Student Progress at this year's ALIVE25 Summit, the annual gathering of ACCEL Schools leaders from across the country. This award highlights significant academic gains made by students within the school year.

Recognized by U.S. News & World Report for its outstanding academic achievements! Our dedication to providing a high-quality, personalized education has resulted in our school being ranked #37 Elementary Charter School and #29 Middle Charter School in Ohio. This recognition directly reflects the unwavering commitment of our exceptional educators, motivated students, and supportive families.

- 4 Stars Overall
- 5 Stars in Progress and Gap Closing
- 3 Stars in Achievement

Partnerships:

- A Touch of Rain
- Project HUG

Community:

- Trunk or Treat
- Skate and Costume Party
- Annual Father's Day Walk
- Spaghetti Dinner and Parent Orientation

2024-2025 Annual Report



Financial Data:

State Sources	5,577,407
Federal Sources	1,563,221
Local Sources	49,562
Total Revenue	\$7,190,190

Salary & Wages	639,605
Employee Benefits	160,010
Purchased Services	5,909,979
Supplies & Materials	6,729
Capital Outlay	110,111
Other Expenses	361,255
Total Expenses	\$7,187,690

(1) Numbers in \$M

(2) At the time of publication, 2025 fiscal year data was not available from the Ohio Auditor of State. For updated information visit: www.auditor.state.oh.us

Sponsor Statement:

A sponsor statement will not be provided or included in the school's annual report since this requirement was repealed with SB 168 that takes Effect in October.

